



# **Retinopathy of Prematurity**

## **Screening and Treatment**

**Socially Responsible Projects  
for communities**

## Our ten years of focus on comprehensive eye care with equity, quality and affordability

Pushpagiri Vitreo Retina Institute (PVRI) was established in the year 2007. In last one decade, PVRI has emerged as one of the finest institutions focusing on Quality eye care with affordability and accessibility.

NABH (National Accreditation Board for Hospitals and Healthcare Providers) accredited hospital, PVRI, a Tertiary Care Super Specialty hospital has extended its operation to Vizianagaram by setting up a super specialty hospital in 2012, and to Malakpet, Hyderabad a Secondary Care Unit. We are in the process of setting up a chain of Vision Centres in various semi urban area in the twin cities and its suburbs.

PVRI is a Post Graduate Training Institute in Ophthalmology recognized by National Board of Examinations (NBE) for DNB courses. PVRI conducts long term fellowships in specialties and super specialties. It also has vocational courses for Optometry and Ophthalmic Assistants recognized by State Para Medical Board.

Recognized for its pioneering services in primary eye care, community eye care and comprehensive quality delivery, PVRI has been awarded **SN Shah Award for Equity for Providing comprehensive primary eye care screenings** with a focus on women and children and AHPI award for **Outstanding High Quality and High Volume Comprehensive Eye care Delivery**.

PVRI works with ICMR (Indian Council for Medical Research), Indian Institute of Public Health, PHFI (Public Health Foundation of India), London School of Tropical Medicine & Hygiene, National Institute of Nutrition and many such world leaders and corporate bodies to augment its research and delivery capacity. Oculus Global is our partner in enhancing the reach for channelling social contribution to us.

### Our ambitious target for next five years is

Screen 1,000,000 People

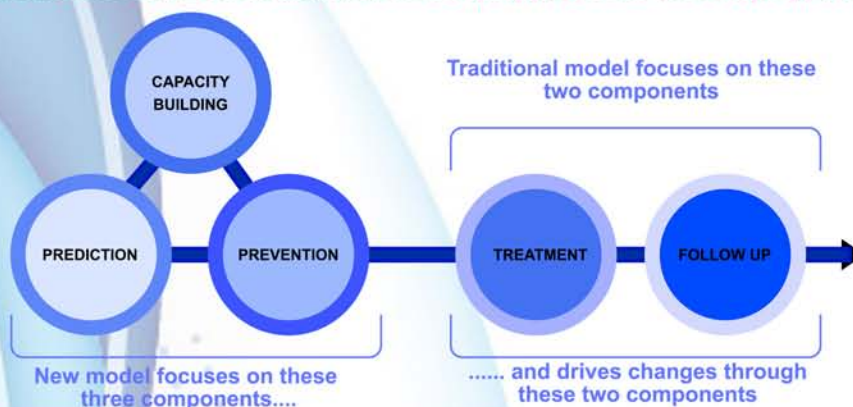
Perform 100,000 Surgeries

Screen 1,000,000 School Children

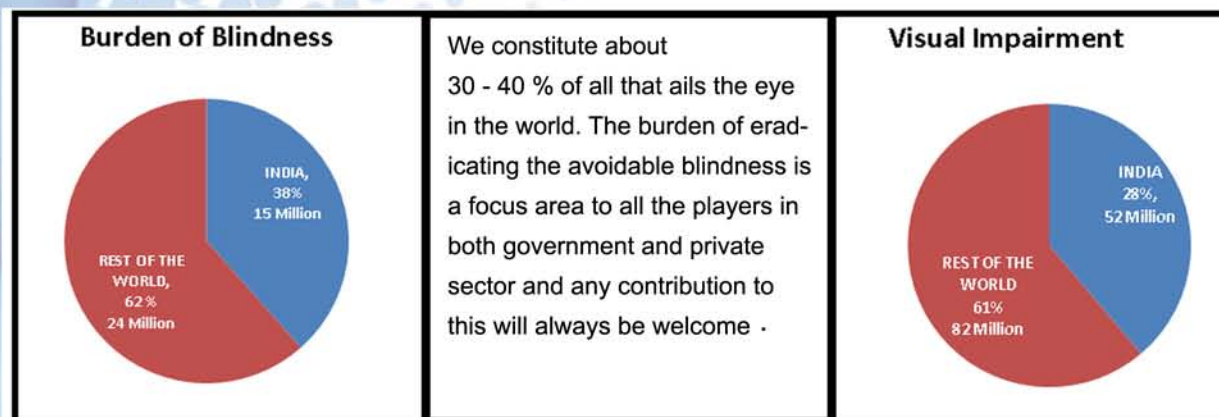
### Our Services offerings are

Modern cataract surgery	Retinopathy of Prematurity
Vitreo Retinal Services	Oculoplastic Services
Glaucoma Services	Contact Lens Clinic
Corneal and Refractive Services	Low Vision Services
Orthoptics Services	Pediatric Ophthalmology
Comprehensive Ophthalmology	Optical / Laboratory Services

### PVRI has moved from traditional two step approach to five step approach



## RETINOPATHY OF PREMATURITY : Intervening very early



High rate of prematurity in India: Thirteen percent of babies born live in India are preterm (defined as those babies born <37 weeks gestation) and the number is steadily increasing. India has over 3.5 million premature babies born annually. Increased use of assisted reproductive technology, widespread increase in oxytocin and cesarean sections for non-medical reasons partially account for the high prematurity rate.

Survival rates amongst premature babies are improving. Survival rates among neonates born at 28-30 weeks of gestation have improved to 75% to 93% in hospitals with good infrastructure in India. Poverty and absence of social structure are amongst the biggest barriers for people for uptake of eye services. One of the major challenges ROP throws at the society is that the Child suffering from ROP never achieves its potential and the society pays thru its life time.

Improve ROP screening and treatment : The ROP guidelines currently being prepared by the Government of India has mandated that babies born less than or equal to 2000 grams be screened, beginning not later than 30 days after birth. Details on the mandatory training required to screen or treat the disease have been laid down. Retcam is a wide angle pediatric retinal imaging system useful for screening Retinopathy of Prematurity. It is a non stressful way to screen premature babies and is easier to perform when compared to indirect ophthalmoscopy performed by ophthalmologists.

### How can you participate in this

The purpose of the partnership is to take care of less privileged in the society. We have derived variety of options for you to participate. You can help in creating a team for ROP by strengthening infrastructure or taking care of revenue expenditure. We have devised the following schemes for ease of operations.

Scheme	Description	In Rs.	In US \$
<b>PVRI-ROP-01</b>	<b>RETCAM</b>	<b>8,000,000</b>	<b>130,000</b>
<b>PVRI-ROP-02</b>	<b>LASER UNIT</b>	<b>2,500,000</b>	<b>35,000</b>
<b>PVRI-ROP-03</b>	<b>Monthly Revenue expenditure for ROP Team</b>	<b>200,000</b>	<b>3,000</b>
<b>The treatment where ever necessary in form of procedures or surgical intervention will be handled by the hospital</b>			


All remittances will be used for purpose as specified by the Donor. Donor contribution will be acknowledged and the details/photographs will be shared by the Organisation for individual donors. We have a robust and transparent donor fund usage process which is administered and managed at the Senior Management Level and audited by an Ombudsman.

All rupee donations are exempted U/s 80 G vide F. No. DIT (E) / HYD / 80G / REN / 19 (04) 09-10 Dated 03-07-2009 valid in perpetuity as per circular No. 07/2010 dated 27-10-2010. All Foreign Donations are Governed under Foreign Contribution (Regulation) Act, 2010 read with Rule 12 of Foreign Contribution (Regulation) Act, 2011, with the Registration Number **010230780** vide letter dated 23-04-2016. We have our affiliate **Oculus Global** for channelling resources from USA. **Oculus Global** is registered as a Tax-exempt organisation under Section 501 (C)(3) of Internal Revenue Code. All contributions are exempt to the extent allowed by law. **For Donating to the cause visit our web site [www.pvri.org/donations/service.html](http://www.pvri.org/donations/service.html)**

The most effective proven treatments for ROP are laser therapy or cryotherapy. Laser therapy "burns away" the periphery of the retina, which has no normal blood vessels. With cryotherapy, physicians use an instrument that generates freezing temperatures to briefly touch spots on the surface of the eye that overlie the periphery of the retina.

Both laser treatment and cryotherapy destroy the peripheral areas of the retina, slowing or reversing the abnormal growth of blood vessels. Unfortunately, the treatments also destroy some side vision. This is done to save the most important part of our sight—the sharp, central vision we need for "straight ahead" activities such as reading, sewing, and driving. Both laser treatments and cryotherapy are performed only on infants with advanced ROP, particularly stage III with "plus disease." Both treatments are considered invasive surgeries on the eye, and doctors don't know the long-term side effects of each.

In the later stages of ROP, other treatment options include: Scleral buckle and Vitrectomy. Scleral Buckle involves placing a silicone band around the eye and tightening. Vitrectomy. Vitrectomy involves removing the vitreous and replacing it with a saline solution.



Focus area off our effort is to reach all Pre Term babies in our area of operation. every year over the next five years. Our two hubs based in **Secunderabad, Telangana** and **Vizianagaram, Andhra Pradesh** will take over beyond screening cases every single occasion.

**SOME OF OUR VALUED PARTNERS IN RESEARCH AND DELIVERY**

**Our Partner in  
Channelling Social  
Contribution from  
USA**

**OCULUS  
GLOBAL**

**THE QUEEN ELIZABETH  
DIAMOND JUBILEE TRUST**

**USAID**  
FROM THE AMERICAN PEOPLE

**HETERO**

**TFL**

**essilorvision  
FOUNDATION**  
*Better Life through Better Sight™*

**LONDON  
SCHOOL of  
HYGIENE  
& TROPICAL  
MEDICINE**

**Cognizant  
Foundation**

**LIONS  
INTERNATIONAL**

**OPERATION  
EYESIGHT  
UNIVERSAL**  
*For All The World To See*

**PHFI**  
**PUBLIC  
HEALTH  
FOUNDATION  
OF INDIA**

**ORIENT  
CEMENT**

**ALL INDIA INSTITUTE OF MEDICAL SCIENCES**  
NEW DELHI

**PUSHPAGIRI  
VITREO RETINA INSTITUTE**  
*An Eye for affordable services*

**Plot No 241 , Uma Plaza , No. 10 – 2- 342, Road No. 9, Opp. St. Anns School,  
West Marredpally, Secunderabad 500026, India.**

**Tel No : +91 40 27824949/5959, Email pvri.india@gmail.com Website. www.pvri.o**